

Activate YYC

Evergreen Tactical Urbanism Proposal



Steven Lam
Ross Plattel
Jean Roe
Rhiandra Sekida
Cameron Wong





Table of Contents

About the Authors	3
Introducing ActivateYYC	5
What is Tactical Urbanism	6
Engaging Evergreen	8
What We Learned	9
First Engagement Meeting	10
Evergreen Amazing Race	11
Application Q&A	17
Potential Expansion	20
Budget	19
What's Next	21
Conclusion	22
Appendix	23
References	32



About the Authors

This report was written by five Urban Studies students at the University of Calgary in the last year of their degree. Everything that went into this report acts as the final deliverable of their capstone project. Special thanks to the project leads at the Federation of Calgary Communities for all of their help over the past few months.



Steven Lam

Steven is interested in community engagement, sustainable transportation, and building walkable communities. Steven possesses a robust technical ability in geographic information systems, applying geomatics in the pursuit of mapping urban phenomena to advise decision makers through visual representations. Steven aims to work for non-profit organizations with a focus on sustainable urban growth.



Ross Plattel

Ross is passionate about sustainable development in urban design and hopes to bring that into future careers. Ross has worked in technology for over ten years, and hopes to integrate that passion with urban design through different tech related industries such as automotive systems, as well as using online media to help build urban social and technical networks.



Jean Roe

Jean is optimistic about the future of our cities and excited to dedicate her career towards building engaged, resilient and healthy communities. She is interested in food security, engagement, urban design and housing affordability.



Rhiandra Sekida

Rhiandra has a passion for sustainability and travelling abroad and is interested in designing cities with the technologies used in Europe. Rhiandra also possess strong skills in Geospatial methods and enjoys creating maps to allow data to be more accessible and easier to understand.



Cameron Wong

Cameron's primary interests lie in the planning and development of urban center's. He is particularly interested in exploring the economic and environmental benefits of green cities and in harmonizing sustainable design concepts with modern visual aesthetics to propagate the walkability of urban areas.

Part 1

Introducing Activate YYC

Activate YYC

Walk, Play & Be Neighbourly



Introducing ActivateYYC

This report is for the community of Evergreen, with the objective to help improve social cohesion, walkability, and a sense of place within the community.

In the following pages, you will find information about ActivateYYC, tactical urbanism, what we learned from various engagement sessions with the Evergreen Community Association, and we provide detailed information about the implementation plan for our proposed ActivateYYC project in Evergreen. We hope that our proposed urban intervention will allow residents to meet different neighbours, learn something new, and have a whole lot of fun.



Image Source: Tactical Urbanism 2012

ActivateYYC Guidelines

ActivateYYC is a one-time microgrant program. Projects must be free and open to the public. The budget for the micro-grant averages \$750. You can learn more about the ActivateYYC guidelines here: <https://calgarycommunities.com/activateyyc/apply-now/>

Placemaking

Your ActivateYYC project will help create a more livable communities through small, community-led initiatives. This hands-on approach will improve a neighborhood by inspiring its residents to collectively reimagine public spaces through the process of placemaking - increasing the bonds and connections between residents and the place they share. Your ActivateYYC project will effectively capitalize on your local community assets, inspiration, and potential; contributing the residents happiness, health, and well being.

(What is Placemaking?, 2009)



Image Source: What is Placemaking?, 2009

What is Tactical Urbanism?

ActivateYYC projects are based on tactical urbanism which is the concept of citizen-led, easy to implement urban interventions. The goal of tactical urbanism is to create small-scale improvements at the neighbourhood level.

These interventions are temporary and local with the goal to spark greater change on a larger scale. This approach allows many local actors to test new and creative approaches for improving cities before committing to long term, expensive projects. Tactical urbanism entails short-term commitments with realistic expectations and low-risk, fostering social connections among citizens.

(Lydon, et al., 2012).

Examples of successful tactical urbanism projects include:



Guerilla Gardening

Repurposing vacant land into small scale gardens. This movement has been widely successful in New York City.

Image Source: Lydon, et al., 2012



Pavement to Parks

Reclaiming underutilized roads into public spaces using low cost items (such as movable chairs) to re-purpose the area. This has been successful in San Francisco with its Pavement to Parks program.

Image Source: Lydon et al. 2012



Furbaniture

Installations of art pieces which also function as furniture in an urban context. Creating a space for people to mingle on a sidewalk.

Image Source: Allford, 2017

Part 2

Engaging Evergreen



Engaging Evergreen

To come up with a unique and context specific tactical urbanism idea that can help activate Evergreen, we conducted a seven step process.

Step 1: Research the community

- Learned about Evergreen using numerous data sources
- Created a SWOT analysis (Strengths, Weaknesses, Opportunities, Threats)

Step 2: Site visit

- Visited the community, taking note of assets and barriers
- Put ourselves in the shoes of all sorts of community members

Step 3: First community engagement session

- Discovered the board's most and least loved local areas through participatory mapping
- Discussed and learned where a good spot for community projects could be held
- Brainstormed potential tactical urbanism ideas

Step 4: Online survey

- Distributed a survey online to hear from the broader Evergreen community

Step 5: Idea Generation

- Analyzed our abundant feedback and determined 3 tactical urbanism projects
- The ideas were: an Evergreen Amazing Race, pallet benches with planters, and a winter wonderland festival

Step 6: Gaining community buy-in

- Presented the three ideas to the community and had them vote for their favourite. Evergreen Amazing Race was chosen.

Step 7: Report back

- This report explains what we did, what we learned and provides implementation guidance for the proposed tactical urbanism project!





Summary of What We Learned

From our seven-step process, that included community research, engagement sessions and an online survey, these are some key things we learned.

2

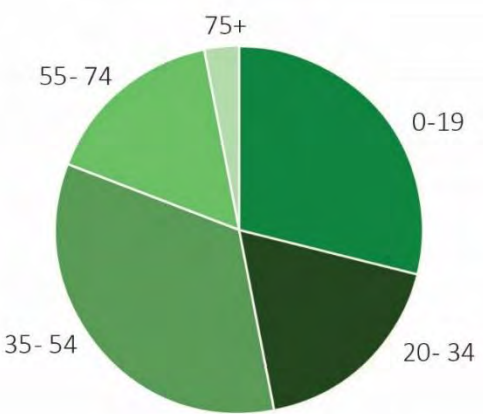
community meetings

70

survey responses

2

hour site visit



Age breakdown (2016)

90% of residents live with their census family (2011)

1% Walk to Work (NHS, 2011)

39* Walk Score



Folks would like BBQs + block parties + gardening + skating infrastructure (Survey Results, 2017)

Evergreen has parks + pathways + playgrounds & people love them (Survey Results, 2017)

*Walk Score is a measure of walkability based on proximity to amenities. Calgary's average Walk Score is 48/100. You can learn more about Walk Score here: www.walkscore.com



First Engagement Meeting

The key takeaway from the first meeting was that the community land by Marshall Springs school is considered an ideal community gathering spot. The board also suggested a few tactical urbanism ideas, such as community led walks, urban gardens and a race around the community paths.



Survey Results

What do people love most about living in Evergreen?

Proximity to Fish Creek, green spaces and/or pathway systems (46%), Peace and quiet, safe and/or clean (29%), Proximity to the schools (13%)

What are the biggest challenges that Evergreen faces?

Traffic, speeding or car dependency (53%), Lack of community amenities/facilities (36%)

What are your favourite places to go to within the community?

Fish Creek Park (49%), Paths (23%), Parks (16%), Playgrounds (24%)

Top three community activities that respondents enjoy participating in (that may or may not be in Evergreen):

Swimming at pools, lakes and beaches (16%), Community BBQs (11%), Skating (13%)

Top suggestions for tactical urbanism ideas?

Community garden (21%), Block Party (13%), Outdoor Games (13%)



Second Engagement Meeting

We proposed our three tactical urbanism project ideas, and the Evergreen Amazing Race was voted as the board's favourite idea. It was agreed that this idea will allow families and schools to get involved, utilize the assets of the parks and pathways, and provide a fun way to get residents moving around outside!



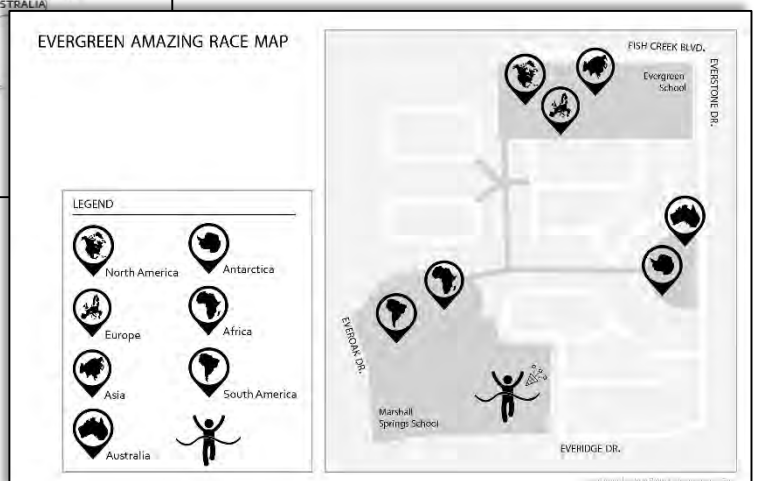
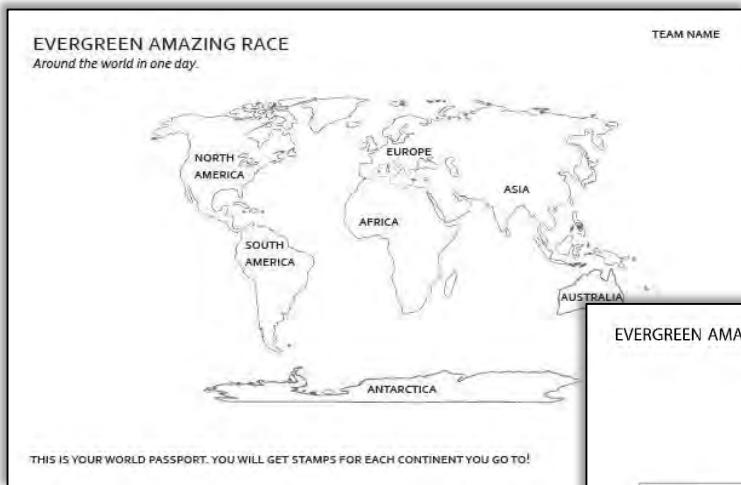
Part 3

Evergreen Amazing Race



Evergreen Amazing Race – The Idea

- The Amazing Race is a one day event, showcasing various activities located around the community. With a series of clues and tasks, the race will take participants through the local path system and to various green spaces and playgrounds. Starting at the community land near Marshal Springs, participants will receive a clue for their first assigned station. Participants will be given different clues at the beginning of the race, so that teams are scattered among all stations (see suggested clues in the Appendix). Once the activity at each station is completed, participants will receive a clue for the next station! This race will be focussed on team building and participation as opposed to competition.
- Each participant will receive a race passport. On one side is the community map and on the reverse is a world map. The race will have seven stations with each station representing a continent. At every station, participants will receive a stamp on the world map. We chose to make each station a continent to add components of adventure and education. Activity ideas are based on materials from the Calgary Neighbourhoods Special Events Inventory (See Appendix for the entire list)
- At the end of the event, participants will meet back at the community land for the wrap-up party with refreshments and food, as well as group events that everyone can participate in. This will also allow for more community building, conversation, and activities. Participants will be eligible to enter a prize draw as well.



Please note: if you would like the locations to change but would still like to use our map, contact Jean Roe (jkroe@ucalgary.ca) and she can help alter the design for you. See Appendix for a printable version of the map and passport.

Evergreen Amazing Race Games

We have provided 7 activity ideas for you. See the Appendix for detailed descriptions of each activity.



Asia
Beach Ball Relay Race



Antarctica
Chalk Pictionary



North America
Scrabble Scavenger Hunt



South America
Bean Bag Toss Race



Australia
Potato Sack Relay Race



Africa
Mummy Wrap



Europe
Word Jumble



Pit Stop
Wrap Up Party!



Evergreen Amazing Race - Logistics

- **Suggested date:** Saturday June 30th 2017
 - 1-4PM, race starts at 1:15PM
 - If more people than expected sign up for the race, stagger start times to avoid crowding at each station.
- **Location:** See the Appendix for the map. The station locations are contained which will help mitigate permit costs and be safer, as participants won't have to cross roads to get between stations.
- **Food and refreshments:** Provided and budgeted for but there are opportunities for local businesses (Sobeys and Shoppers) to donate food
- **Ages:** We expect that most participants will be children and young teens, but it is encouraged that everyone who is interested participates!
- **Teams:** Teams of 4 is recommended
- **Attendance:** Expect around 300
- **Budget:** See page 17
- **Volunteers and Marketing:** See page 16
- **Trash/recycling:** Garbage and recycling bags will be set out and volunteers will collect the garbage and have it picked up from their black bins
- **Contingency Plan:** If the event day has bad weather, tents could be set up or the event could be rescheduled. It is also possible to move the event indoors to the Marshall Springs School, if allowed.
- **Additional funding:** Donations from local businesses



Reaching the Community

Marketing

Post the Evergreen Amazing Race poster in strategic locations (Find a provided poster in the Appendix)

- Cardel Rec South
- Mail Boxes
- Little Library
- Local Churches: The Church of Jesus Christ of Latter-day Saints, New Hope Community Church Ministry Centre, Southview Imago Dei Campus
- Schools: Marshal Springs School, Evergreen School, and Our Lady of the Evergreens
- Local Commercial Facilities: Tim Horton's, Starbucks, and Shoppers Drug Mart

Advertise on social media:

- Create a Facebook public event
- Post on community association Facebook page, regarding the event
- Showcase the event on the Calgary Evergreen Community Association web page (<https://www.myceca.ca/>) providing more details about the event
- Tweet out the event and provide links to the Facebook event page

Volunteers

The race would require a minimum of 20 volunteers.

- 2 at each of the 7 stations
- 6 at the wrap up party
 - 2 to set up and facilitate wrap up games
 - 4 to manage the grill station and hang out food

More volunteers could be used to help facilitate movement on the paths. Volunteers will also be needed for the set up and clean up of the race and activities.

How can we can get volunteers?

- Notes in school newsletters
- Community Facebook page
- Community Twitter
- Note on the posters advertising the race posted in key areas
- Email



Image Source: SJ Personnel 2015

Application Q&A

Please describe the project or event. (What will you be doing? Who will be involved? Any additional partners?)

- An afternoon long “Evergreen Amazing Race”. Using different parks around the community as locations for challenges, puzzles, and activities.
- Parks around the community will be designated with a Country where the participants are given a task to complete. Upon completion, a passport (which is provided at the start) will be stamped and the next stage will be (randomly) given to the participant.
- Everyone can be involved:
 - The Amazing Race event itself
 - Checkpoint setups and supervising
 - Block party setup and cleanup
- Possible partners include the local Shoppers Drug Mart, Canadian Tire, and Tim Hortons.

How will this event encourage people to walk?

- By utilizing the numerous paths and parks around the community, the participants will have to walk, jog, or run to their next destination in order to complete the race.

How will this event encourage people to play?

- The participants will work together and complete the challenges together.
- At the end of the race there will be a block party held. There will be dinner, music, and games.

How will this event encourage people to be neighbourly?

- By hosting a community wide event, the members will get to know each other better. It’s a good chance for the newer members of the community to get to know the area better as well as create new contacts.

How do you plan to communicate your project or event to the community?

- Social media as well as website advertising.
- Communication through the schools around the community as well as flyers posted at local stores, churches, and restaurants. They can also be mailed out.

Give us a sense of your event timeline:

- The event will be held near the beginning of the school year where most people should be back from vacations.

Do you have all the information you need on bylaws, permits, licenses and/or approvals in order to complete your event? Yes/No

- Yes

What is your event clean up plan?

- Garbage bags will be available at drink stations as well as at the block party area.
- Volunteers will also be recruited to help in the set-up / clean-up stages.

Part 4

Budget



Budget is planned for 300 individual participants.

Race Materials	Quantity	Cost (\$)	Total (\$)	Notes	Source
Draw Prize (Tim Horton's Gift Card)	6	\$10.00	\$ 60.00	Prize won from draw at the end of the event, people with a completed Evergreen Amazing Race Passport may enter for this price. 6 names will be drawn to receive the gift card	Tim Horton's
Passport, Map and Clue printing costs	300	\$ 0.15	\$ 45.00	One passport given to each Amazing Race participant. (7.5x5.5in printed on cardstock). (Price Estimate From Staples for B&W Printing)	Staples
Stickers (440 count)	5	\$ 3.60	\$ 18.00	Stickers used by volunteers to mark the Amazing Race Passport for each completed event.	https://goo.gl/rdaf42
Toilet Paper (18 rolls)	4	\$ 10.77	\$ 43.08	Toilet papers are used for the mummy wrap activity in the Africa stage	https://goo.gl/qMqU3A
Multi Colored Play Balls (pack of 100)	1	\$ 14.99	\$ 14.99	Possibility of finding cheaper ones or packs with less quantity. These will be used for the North America hunt	https://goo.gl/XZgzrW
Twine (To hang hula hoops)	1	\$ 3.99	\$ 3.99	Any kind of string can be used, twine is cheap and can be used to hang up light objects such as the hula hoops	https://goo.gl/pudSHT
30 Pack Badge Holders	1	\$ 15.99	\$ 15.99	Badge holders with lanyards used to identify volunteers for the race	https://goo.gl/jkL84x
Cardstock Papers (50 pack)	1	\$ 8.50	\$ 8.50	Cards will be used for the word jumble in the Europe stage	https://goo.gl/xKe8DG
Flyer printings costs	30	\$ 0.18	\$ 5.40	Twenty to thirty flyers promoting the event that will be placed at mailboxes, in local stores and at school bulletins (Price Estimate From Staples for B&W Printing)	Staples
Wrap-up Party Supplies					
(Rental) Small Garland Griddle (+ 3 hours worth of Propane)	1	\$95.00	\$ 95.00	Simple griddle to cook hotdogs and buns. Delivery charges will be applied (Free pickup). 5+ hours propane will be +\$40. Contact: 403-701-6647 for additional questions.	https://goo.gl/iHM1g9
Great Value 9" Foam Plate (125 count)	2	\$ 7.86	\$ 15.72	Disposable plates for the BBQ food.	https://goo.gl/HkXmIt
Great Value 6.5oz Foam Cups (100 count)	2	\$ 2.97	\$ 5.94	Disposable cups for refreshments.	https://goo.gl/re52bG
Great Value Paper Napkins (600 count)	1	\$ 6.47	\$ 6.47	Napkins to go with the food and refreshments.	https://goo.gl/fWiX4c
(Rental) Table, Plastic 6'X30' Bi-Fold	3	\$10.00	\$ 30.00	3 tables use for serving food. Two tables used to hold condiments, serve drinks or food and one for the cook to prep the food. Prices include damage protection cost (\$2.40) and GST (\$1.64). The tables can be found at Calgary Special Event Rentals.	https://goo.gl/QumvdU
Great Value Ty-Ups Flaps Regular Outdoor Garbage Bags (100 count)	1	\$ 9.97	\$ 9.97	Garbage bags for the eating stations. They will be tied or weighed down on the tables.	https://goo.gl/3NEiBE
Permits					
Special Event Admin Fee	1	\$25.00	\$ 25.00	Only need one admin fee (GST included).	https://goo.gl/JPue9R
Green Space Permit	3	\$51.32	\$ 153.96	3 Permits, One permit for Marshal Springs Green Space, one for Evergreen School (367 Everstone Dr SW), One for Moon Park (243 Everstone Dr SW) (GST included).	https://goo.gl/JPue9R
Food and Refreshments					
Minute Maid Apple Juice (10 count)	10	\$ 2.97	\$ 29.70	Beverage option.	https://goo.gl/Dd34Ri
Old Mill Hot Dog Buns (12 count)	15	\$ 2.27	\$ 34.05	Hot dog buns found at Real Canadian Superstore, served during the event. Limited servings of 180(on a first come first serve basis)	Walmart
Original no name beef hot dog (12 count)	15	\$ 2.77	\$ 41.55	All beef hot dogs found at Rea Canadian Superstore, served during the event. Limited servings of 180 (On a first come first serve basis)	Superstore
Naya Natural Spring Water (20 count)	10	\$ 3.97	\$ 39.70	Water for at the stations	https://goo.gl/BhwAH6
Condiments	4	\$ 5.97	\$ 11.94	Toppings for Hot Dogs	https://goo.gl/kA5JZP
Total			713.95		
Tax			\$ 35.70		
GRAND TOTAL			\$749.65		
Donations					
Calgary Neighbourhoods (equipment rental)				Equipment rentals provided by Calgary Neighborhoods at the Richmond Office (253933 Ave. SW) Free of charge, the borrower must pick up and return the supplies.	
Adult Tunnel	1	\$ -	\$ -	Used as an obstacle course for the Asia Station	
Bean Bag Toss	1	\$ -	\$ -	Bean bag toss game used for the North America station.	
Basic Arts & Crafts Supplies	1	\$ -	\$ -	Used for the South America station for the Pictionary game and the word jumble for the Antarctica station.	
Parachute	1	\$ -	\$ -	Used during the wrap up party for children to play in.	
Beach Ball	6	\$ -	\$ -	For the Asia station of the amazing race, Used in a beach ball race.	
Volunteers	20	\$ -	\$ -	To help manage the set up, clean up, and run the activities of the Evergreen Amazing Race (more are recommended).	
Possible donations from local businesses		\$ -	\$ -	Possible businesses include: Shoppers Drug Mart, Canadian Tire, Tim Hortons.	



Potential Expansion of the Idea

Our implementation suggestions are based on the limitations of the ActivateYYC budget and our knowledge of who would like to participate in this event. We have some recommendations for how you could make this Amazing Race even more amazing, if the resources are available.

1. Collaborate with the schools. See if students can help make crafts, displays or decorations to display at each continent, adding another component of creativity and fun.

2. Celebrate multiculturalism. This event is about going “around the world” which offers an opportunity for business owners or residents to showcase aspects of their own culture. Perhaps different local restaurants can donate food to showcase how multicultural Evergreen is.

3. Create tiers of difficulty. Right now, our proposed stations and clues are an equal level of difficulty for everyone. It would be worth exploring providing easy, medium and difficult tasks for people depending on their age.

4. Make it more competitive. We have designed this race so that it is not timed and there are no winners. The main goal is team building and completion of all the tasks. But you could certainly explore the idea of timing each team and providing prizes for the winners.





What's Next?

Getting involved with Activate YYC is easy! Here's what's next:

Step 1

Submit your ActivateYYC application and wait for the Federation of Calgary Communities to approve your grant.



Step 2

Start implementing the Amazing Race as outlined in this report. Get all the volunteers, permits, supplies, equipment, etc. Ensure you save all your receipts as proof of payment (How to Apply, 2017).



Step 3

Have fun at the Amazing Race! Take photos to document your project to prove you completed the project (Guidelines, 2017).

Step 4

Complete a brief online questionnaire about your project and submit your photos (How to Apply, 2017).

Step 5

Reimburse your project and collect your grant (How to Apply, 2017).





Conclusion

The Evergreen Amazing Race will give residents the opportunity to build a community atmosphere through cooperation and competition. Having the format be an around the world trip in the will also help spark conversation for those people who are new to the community from outside Canada, as the community is increasingly multicultural. This will get people involved, and allow them to get to know others in their community with a kind of atmosphere that can break down economic and cultural barriers. Being that the community is family oriented it will also help to keep both kids and adults involved, but also be open to people who may not have families. Lastly showcasing the path systems will help residents actively use this community asset more in the future, helping Evergreen residents walk, play and be neighborly during and beyond the Evergreen Amazing Race.

Student Contacts

Cameron Wong chlwong@ucalgary.ca

Steven Lam lams@ucalgary.ca

Rhiandra Sekida rhiandra.sekida@ucalgary.ca

Jean Roe jkroe@ucalgary.ca

Ross Plattel rwaplatt@ucalgary.ca

Additional Contacts

Brett Robertshaw

ActivateYYC Microgrants Communications Coordinator | Federation of Calgary Communities

E: activateyyc@calgarycommunities.com

Richard Lam

Neighbourhood Coordinator | City of Calgary | T: 403.476.7276 E: richard.lam@Calgary.ca



Appendix

Sample Poster	A
Submission Forms	B
Race Activities Descriptions	C
Maps	D
Activity Descriptions	E
Clues	F
Calgary Neighbourhoods Supply List	G
References	H

Evergreen Amazing Race



Date: (TBA, 1 pm – 4 pm)

**Location: Marshal Springs School (1100
Everridge Dr SW)**

- Free BBQ
- Games and activities for all ages
- Come out to meet your neighbours, mingle and have fun
- Open to anyone and everyone
- Prize draw



Evergreen
THE AMAZING
RACE

Appendix B: Submission Forms



Submission Details

PROJECT/EVENT DETAILS

Category: *

Project/Event Name: *

What type of activity is this?: *

What Ward will this take place in?: *
Not sure? Use this link to find your Ward: <http://www.calgary.ca/citycouncil/Pages/WardBoundaryMap.aspx>

What community will this project take place in?: *

Will your project/event take place on public or private land?: *

Approximate Address of Project/Event : *

Please provide a 'Google street view' link showing the proposed location of your project/event.: *
i.e. <https://www.google.ca/maps/@51.0586417,-113.9932923,3a,75y,55.29h,88.12t/data=!3m6!1e1!3m4!1sw1IwIBRK2Bp2Z645W4zcqg!2e0!7!13312!8!6656>

In what season will this take place?: *



Planned Date of Project/Event : *

How long will the project/event run?: *
i.e. 4 hours, 2 days, etc.

Will your project/event use volunteers?: *

How many people do you think will participate in your project/event?: *

Is this the first time you have done this project/event?: *

Have you seen this done in another city?: *

What organization will host this project/event? (A partner organization is needed for insurance and cheques will be issued to this organization).: *

Please provide a link to the organization.:
i.e. <https://calgarycommunities.com/>

Please list your handles or username for your

Appendix B: Submission Forms



Please list your handles or username for your social media accounts (Twitter, Instagram etc.):

Instagram, Twitter etc.

Does the organization have liability insurance that will cover the project/event?: *

Please Note: an incorporated group must host this activity for insurance and reimbursement purposes. If unsure, please contact your insurance company

Did you speak to a microgrants person about this application?: *

PROJECT/EVENT APPROACH

Please describe the project or event. (What will you be doing? Who will be involved? Any additional partners?): *

How will this project/event encourage people to 'walk': *

How will this project/event encourage people to 'play': *



How will this project/event encourage people to 'be neighbourly': *

How do you plan to communicate your project or event to the community?: *

Give us a sense of your project/event timeline?: *

i.e. planning > implementation > wrap up > feedback form

Do you have all the information you need on bylaws, permits, licenses and/or approvals in order to complete your project/event?: *

What is your project/event clean-up plan?: *

i.e. how will your team ensure your site is put back they way you found it?

Appendix B: Submission Forms



PROJECT/EVENT BUDGET

Please provide a detailed budget for this project/event. Include what you will spend money on and how much.:

Categories to address: 1) Materials & Supplies 2) Permits 3) Promotion 4) Facilitation/Professional Expertise 5) Food & Refreshments 6) Other

Do you have other funding sources?:

ActivateYYC Microgrant Amount Requested:

FINAL CONSIDERATIONS

I agree that my project or event will be free and open to the public. No entrance fee of any kind will be charged to my participants:

 Yes

I understand that all ActivateYYC microgrants are on a reimbursement basis and that a final feedback form including proof of expenses (ie. receipts) and photos of my project/event will be required before I receive payment:

 Yes

I understand that the reimbursement cheque must go to the host organization:

 Yes

I agree to submit my feedback form within 30 days of project/event completion:

 Yes

I will obtain the required permits, licenses, approvals and photo waivers to implement my project/event prior to activity date:

 Yes

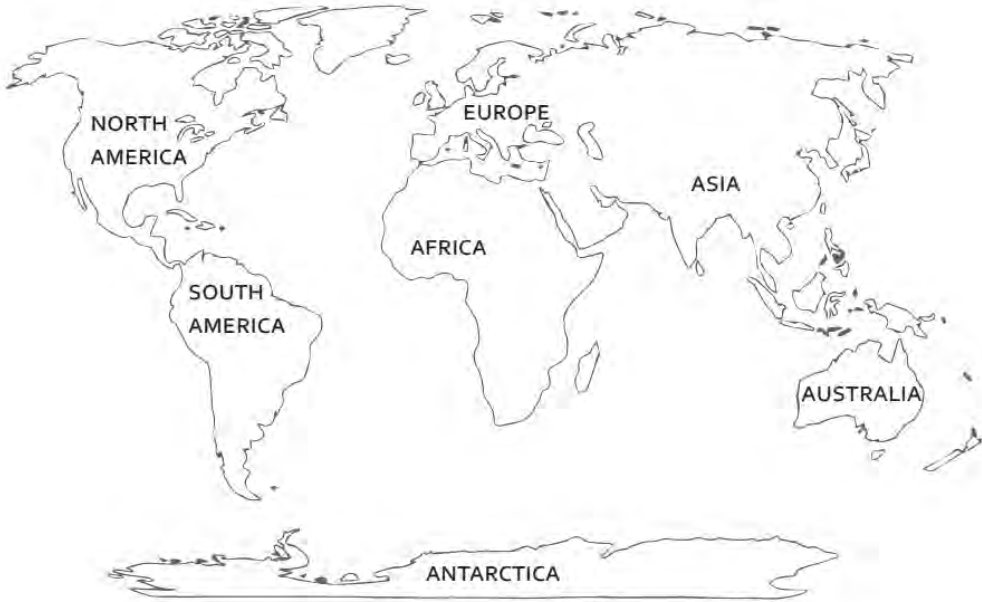
I understand that the content described above may be included in, copied, distributed and/or shared in whole or part by means of various print or electronic media by the Federation of Calgary Communities, Friends of the Federation and The City of Calgary:

 Yes

EVERGREEN AMAZING RACE

Around the world in one day.

TEAM NAME

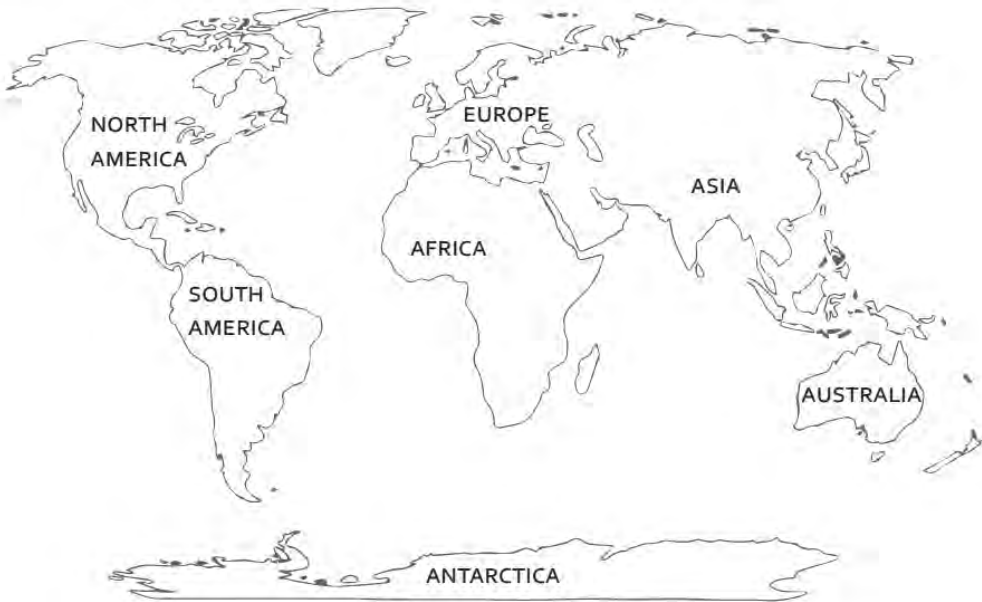


THIS IS YOUR WORLD PASSPORT. YOU WILL GET STAMPS FOR EACH CONTINENT YOU GO TO!

EVERGREEN AMAZING RACE

Around the world in one day.

TEAM NAME



THIS IS YOUR WORLD PASSPORT. YOU WILL GET STAMPS FOR EACH CONTINENT YOU GO TO!

Amazing Race Activities

Activity ideas are based on supplies that the City of Calgary can provide through its Calgary Neighbourhoods Special Events Equipment inventory. See the following pages for the entire list of supplies provided. Some supplies are purchased and further materials could be acquired from the schools and other donors.

We suggest that at the beginning of the race, teams receive clues for all of the different stations (to avoid congestion at one station). From that point on, each station always gives the same clue (to keep things in order). For example, the volunteer at Antarctica should always distribute a clue for Africa.

Suggested order of stations: South America gives clues for North America. North America gives clues for Antarctica. Antarctica gives clues for Africa. Africa gives clues for Asia. Asia gives clues for Australia. Australia gives clues for Europe. This order of stations will make participants run around the community a few times, making the event longer and more challenging. If all 7 stamps have been completed, teams head to the finish line.

Station 1: Asia

Activity: Beach Ball Relay Race

Description: Have pairs face back to back and fit a beach ball between their backs. Link arms to keep the beach ball suspended between your backs and reach the finish line. If the beach ball drops, you have to start again! When the first pair of the team completes the task, the beach ball gets passed on to the next pair.

Materials needed: One beach ball per team, a mark for the start and finish line (acquired from the City of Calgary)

Asia Clue: Trek on over to this huge continent (the largest one on the globe)

Where you'll find pandas hanging out in their bamboo abode!

Next: Once the Asia activity is finished, a clue for Australia is given out.

Station 2: Antarctica

Activity: Chalk Pictionary

Description: Volunteer gives each group member a piece of paper with a word on it that the participant must draw out. The first participant draws the assigned object with chalk until the group guesses correctly. Each group member should draw one at a time, resulting in four drawings per team. When all four objects have been guessed correctly, the team is given a clue for the next station.

Materials needed: Separate pieces of paper with multiple different drawing assignments (best if Antarctica themed: Penguin, iceberg, igloo, seal, whale, sail-boat, south pole, polar bear, ocean, frost bite, icicles, snow etc) and chalk (chalk from the City of Calgary, paper with clues made by the volunteers)

Antarctica Clue: No people live here, and if you visit, you should probably bring a coat

Where you'll find penguins and seals while on your cruise boat!

Next: Once the Antarctica activity is finished, a clue for Africa is given out.

Station 3: North America

Activity: scavenger hunt for 5 plastic game balls hidden throughout the park.

Description: The team is given two words to begin their sentence. Multiple light blue balls are marked with a random word. These word balls are then scattered and hidden around the park. The team is tasked with locating enough balls to form a sentence. When a sentence is properly formed, the team is given a clue for their next station.

Materials needed: Plastic balls (purchased) and a sharpie to add a word to each game ball

Clue: Surrounded by the Atlantic, Arctic, and Pacific,

This place is where we live – it's really quite terrific!

Next: Once the North America activity is finished, a clue for Antarctica is given out.

Station 4: South America

Activity: Bean Bag Toss Race

Description: Have 4 hoops set out in a line, with each hoop gradually being placed further from the other. The objective of the game is to throw the bean bag accurately into the hoop in front in order to progress to the next hoop. Each person in the group must throw one bean bag. Once all hoops are filled the challenge is complete

Materials needed: Hoops and bean bags (from City of Calgary)

Clue: You'll find tropical plants and animals in the Amazon here,
You could even head up to Machu Picchu, if you do not fear!

Next: Once the South America activity is finished, a clue for North America is given out.

Station 5: Australia

Activity: Potato Sack Relay Race

Description: Group must hop from one end of the field to the next in potato sacks (relay race)

Materials needed: Potato sacks (from City of Calgary)

Clue: Head down under where kangaroos will be hopping everywhere,
And go to the endangered Great Barrier Reef, it's beautiful there!

Next: Once the Australia activity is finished, a clue for Europe is given out.

Station 6: Africa

Activity: Mummy Wrap

Description: One team member is wrapped with toilet paper by their teammates until they reach the "mummies" shoulders. Once the teammate is covered that challenge is complete.

Materials needed: Toilet paper (purchased)

Clue: Come hang out in the hot Savanna or swim in the Nile
And when you see the pyramids, you're bound to smile

Next: Once the Africa activity is finished, a clue for Asia is given out.

Station 7: Europe

Activity: Word Jumble – cut outs of letters spell a word (the word can vary based on age group). The group must solve the word puzzle to be able to go onto the next task. Tip: Words should have some sort of European connection (i.e. Eiffel Tower, Spaghetti, etc.)

Materials needed: Cardstock paper and a sharpie to write out letters for each word (purchased). We did not account for laminating fees, but that is possible for added resilience of the materials.

Clue: In this small continent, you will find a lot of castles
And as you eat a baguette, nothing will feel like a hassle

Next: Once the Europe activity is finished, a clue for South America is given out.



CLUE #1

Trek on over to this continent (the largest one on the globe)
Where you'll find pandas hanging out in their bamboo abode!



CLUE #2

No people live here, & if you visit, you should bring a coat
Where you'll find penguins & seals while on your cruise boat!



CLUE #3

Surrounded by the Atlantic, Arctic and Pacific,
This place is where we live – it's really quite terrific!



CLUE #4

You'll find tropical plants and animals in the Amazon here,
You could even head up to Machu Pichu, if you do not fear!



CLUE #5

Head down under where kangaroos are hopping everywhere,
And head east to the Gold Coast, it's beautiful there!



CLUE #6

In this small continent, you will find a lot of castles
And as you eat a baguette, nothing will feel like a hassle



CLUE #7

Come hang out in the hot Savanna or swim in the Nile
And when you see the pyramids, you're bound to smile



Calgary Neighbourhoods Special Event Equipment Master List

All equipment must be requested using the Equipment Loan Agreement and submitted to the designated Recreation Program Specialist. NPC requests to Bojan Glisic, CSW request to Renee Walker, CAS Partners request to Bojan Glisic. Once the equipment request has been confirmed by the Recreation Program Specialist, **it is the borrower's responsibility to arrange pick-up AND return all equipment with the Recreation Program Specialist.** There is no cost to borrow area office equipment. However, organizations are responsible to replace or repair equipment that is lost or damaged.

NOTE: Face Paint supplies are to only be loaned out with Recreation Leaders who are present at the event.

Renee Walker – Renee.walker@calgary.ca 403-300-3067
Bojan Glisic – bojan.glisic@calgary.ca 403-476-7224

Below is a list of equipment that is available at each area office.

Richmond Office – 2539 33 Ave. SW

Sporting Equipment

- Basketballs
- Dodge Balls
- Beach Balls
- Footballs
- Soccer Balls
- Utility Balls
- Volleyballs
- Whiffle Balls
- Bowling broken no ball
- Buddy/team Skis (2 or 4 person)
- Event Flags
- Plastic Hockey Sticks
- Frisbees
- **Hula Hoops**
- Baseball Equipment
- Tennis Equipment
- Omnicon Ball
- Skipping Ropes
- Yoga Mats
- **Special Event Bag***
- Pinnies
- Badminton Net
- Bocce Ball

Carnival Games

- Bean Bag Toss
- Bean Bags
- **Gunny Sacks**
- Slap Shot
- Potty Toss
- Stand-A-Bottle
- Ring Toss
- Face Paints
- Parachutes
- Cover the Spot

Miscellaneous Equipment

- Coffee Urns
- Compasses
- Thermoses
- Preschool Tunnels
- Adult Tunnels
- **9 Tents (less in Summer)**
- Megaphones
- Water Jugs
- Basic Arts & Craft Supplies
- Bubbles and Blowers
- **Chalk**

*Special Events Bag Contains:

- 2 Footballs
- 1 Soccer Ball
- 2 Utility Balls
- Roll of Surveyors
- 1 Parachute
- 2 Skipping Ropes
- 8 Pylons
- Games Resource Booklet
- 4 Frisbees
- 10 Bean Bags
- 1 Hand Pump

References

ActivateYYC. (2017, October 6). Retrieved November 19, 2017, from

<https://calgarycommunities.com/activateyyc/>

Allford, J. (2017, August 25). Furbaniture hits Calgary streets in September. *UToday*. Retrieved November 22, 2017, from <https://www.ucalgary.ca/utoday/issue/2017-08-25/furbaniture-hits-calgary-streets-september>

Guidelines. (2017, November 9). Retrieved November 19, 2017, from

<https://calgarycommunities.com/activateyyc/guidelines/>

How to Apply . (2017, October 6). Retrieved November 19, 2017, from

<https://calgarycommunities.com/activateyyc/apply-now/>

Lydon, M., Bartman, D., Garcia, T., Preston, R., & Woudstra, R. (2012). Tactical urbanism 2. Retrieved from *Street Plans Collaborative*: https://issuu.com/streetplanscollaborative/docs/tactical_urbanism_vol_2_final.

City of Calgary. 2014. City of Calgary Community Profiles: Evergreen. Accessed online at: <http://www.calgary.ca/CSPS/CNS/Pages/Social-research-policy-and-resources/Community-profiles/Evergreen.aspx>

City of Calgary. 2016. 2016 Census Results. Accessed online at: <http://www.calgary.ca/CA/city-clerks/Pages/Election-and-information-services/Civic-Census/2016-Results.aspx>

Statistics Canada. 2011. National Household Survey. Accessed online at:

<http://www12.statcan.gc.ca/nhs-enm/2011/dp-pd/prof/index.cfm?Lang=E>

Walk Score. 2017. Living in Evergreen, Calgary. Accessed online at:

<https://www.walkscore.com/CA-AB/Calgary/Evergreen>

Winnipeg crosswalks lighting up with new art campaign. (2017, July 15). *Global News*. Retrieved November 22, 2017, from <https://globalnews.ca/news/3601507/winnipeg-crosswalks-lighting-up-with-new-art-campaign/>

Tactical Urbanism . (2017, October 11). Retrieved November 27, 2017, from

https://en.wikipedia.org/wiki/Tactical_urbanism

Pixabay . (n.d.). Retrieved November 27, 2017, from

<https://pixabay.com/en/photos/calgary/?&pagi=1>

What is Placemaking? (2009, December 31). Retrieved December 7, 2017, from https://www.pps.org/reference/what_is_placemaking/